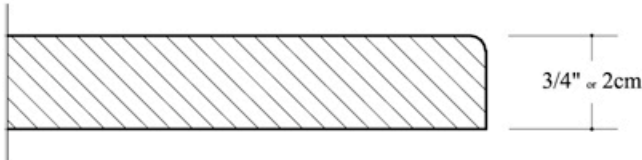


Beautimar Edge Profiles

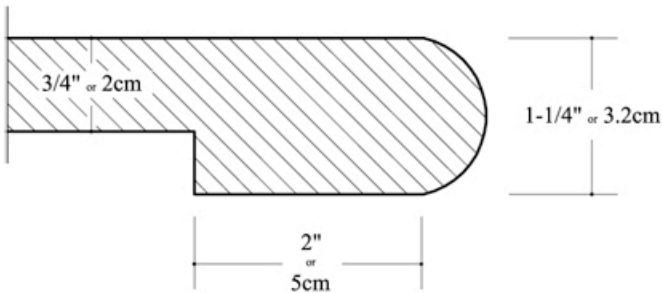
Prices are based on standard edge with integrated back splash. Up-grade edges incur a percentage up-charge to the standard edge price.

Up-grade edges increase manufacturing time, please confirm with a Beautimar representative before placing an order.



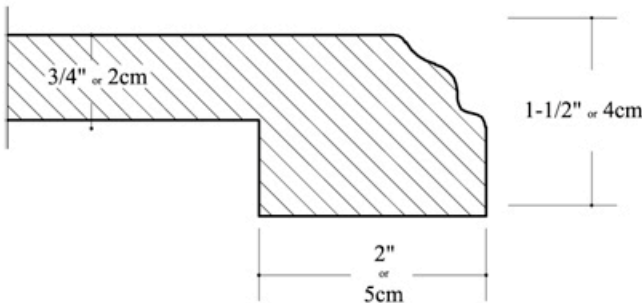
Standard Edge

Back splash can be integrated at 4" height or separate at any height
Integrated splash tops 18" - 25" in depth up to 12' in length
Choice of five integrated bowl styles in standard depth
Customizable on any angle or non arcing pattern



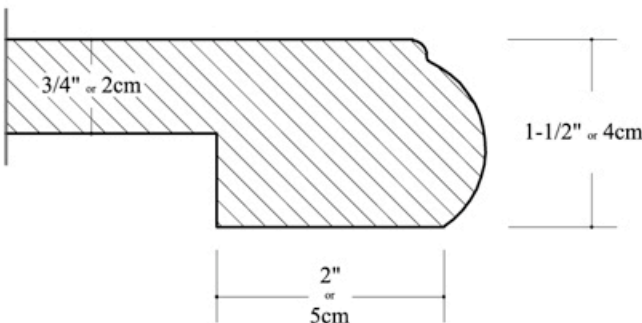
Standard Bull Nose

Integrated 4" back splash only
Choice of Recessed Oval, Oval, or Recessed Shell only
No *finish to finish* tops
22-1/2" in depth only
Up-grade edge profile



Ogee

Separate back splash only
Choice of Recessed Oval, Oval, or Recessed Shell only
Customizable on any angle or non arcing pattern
Up-grade edge profile



Modified Bull Nose

Separate back splash only
Choice of Recessed Oval, Oval, or Recessed Shell only
Customizable on any angle or non arcing pattern
Up-grade edge profile